

KOLESTON PERFECT

OUR PUREST COLOR EVER.
ONE UNIQUE COLOR SOLUTION THAT
ADDRESSES THREE POWERFUL TRENDS TO
DELIVER THE ULTIMATE IN CLIENT CARE.



WHAT IT IS

Kolestion Perfect is a permanent color range used with Welloxon Perfect developers NEW 4%, 6%, 9%, 12% and 1.9% Welloxon Perfect Pastel for pastel toning.

- The range; Pure Naturals, Rich Naturals, Vibrant Reds, Deep Browns, Special Blondes & Special Mix
- Up to 100% coverage of gray/white hair
- Simplicity of application and an absolutely reliable color result; Lighten, Darken or Change Tone
- Vibrant Reds, for expressive long lasting vibrant red results
- Special Mix for creative color mixes, to intensify a shade or to correct a tone
- Special Blondes for high lift results

HOW TO USE IT

MIXING PURE NATURAL, RICH NATURALS, VIBRANT REDS, DEEP BROWNS MIXING RATIO

1:1

Mix 60g Kolestion Perfect + 60ml Welloxon Perfect

Use 12% Welloxon Perfect for 3 levels of lift

Use 9% Welloxon Perfect for 2 levels of lift

Use 6% Welloxon Perfect for 1 level of lift, coverage of gray/white hair, working on the same depth or darker

Use 4% Welloxon Perfect working on the same depth or darker, to achieve deeper results on natural hair with no gray/white hair coverage required.

DEVELOPMENT TIME



30-40 mins
without heat



15-20 mins
with heat

MIXING SPECIAL BLONDE MIXING RATIO

1:2

Mix 60g Kolestion Perfect Special Blonde + 120ml Welloxon Perfect

Use 12% Welloxon Perfect for 4-5 levels lift

Use 9% Welloxon Perfect for 3 levels of lift

DEVELOPMENT TIME



50-60 mins
without heat



25-35 mins
with heat

PRODUCT INNOVATION

ME+ is the superior color technology of the future. It is the only oxidative permanent hair dye molecule to replace PTD and PPD that reduces the risk of developing a new allergy to hair color while delivering uncompromised color performance.¹

USAGE

Full head/Partial/Creative



Darken/Tone



Glossing



Color Correct



Refresh/Color Balance



¹FOR PEOPLE NOT ALLERGIC TO HAIR COLORANTS.

Although the risk of developing new allergy is reduced, there remains a risk of allergic reaction that can be severe. Always perform an allergy alert test 48h before each coloration. Strictly follow safety instructions and consult www.wella.com/XYZ. If your client has ever experienced an allergic reaction to hair colorants, you should not color. ME+ is present in specific shades of Pure Naturals, Rich Naturals, Vibrant Reds, Special Blonde and Deep Browns of the Kolestion Perfect brand.

KOLESTON PERFECT

ADDITIONAL SERVICES

MAXIMISE YOUR CLIENT'S POTENTIAL

PURE BALANCING SERVICES


Long lasting color refreshing for mid-lengths and ends. A collection of three services to offer something for any color fade and hair type.

PURE SOFT BALANCE

To add a hint of color and shine and achieve a freshly colored feel on every visit.

After completion of development time dampen the hair well with water (with Special Blonde use 100ml) and emulsify the color through the lengths and ends.

DEVELOPMENT TIME

 5-10 mins with heat

PURE INTENSE BALANCE


Rejuvenate the color to achieve pure even result on faded mid-length and ends. (Depth & Tone)

MIXING RATIO

 1:2

Mix 1 part of your target shade and 2 parts of Welloxon Perfect Pastel Developer 1.9%.

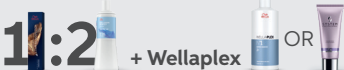
DEVELOPMENT TIME

 10-15 mins

PURE REBUILD BALANCE

A service with WELLAPLEX to refresh your mid-length and ends whilst giving you stronger, healthy looking hair. (Depth & tone)

MIXING RATIO

 1:2 + Wellaplex OR

Apply 1 part of your target shade and 2 parts of Welloxon Perfect Pastel Developer 1.9% + 2ml of WELLAPLEX N°1 Bond Maker in every 30g of color.

DEVELOPMENT TIME

 10-15 mins

Rinse and remove. Apply WELLAPLEX N°2 Bond Stabilizer for 10 min

PURE GLOSSING


A quick service to infuse color and radiant shine on the day or as a color top-up in-between visits to keep that perfect colorful result.

MIXING RATIO

 1:1:1

1 part Kolestion Perfect, 1 part Welloxon Perfect Pastel Developer 1.9% and 1 part INVIGO Post Color Treatment or System Professional Color Save Conditioner.

DEVELOPMENT TIME

 5-10 mins

PASTEL TONING

Create beautiful pastel blonde result to enhance or correct unwanted tones.

MIXING RATIO

 1:2

Evenly pre-lightened or natural hair is required for this (1/2 level lighter than required final result). It's recommended to use shades across the 10/ and 9/ lines. Always mix 1:2 with Welloxon Perfect Pastel 1.9% developer.

DEVELOPMENT TIME

 5-15 mins

IMPORTANT! In order to achieve an even color result comb the hair every 5 minutes during development time until the desired color result is achieved.

AFTER TREATMENT

Using pH optimized care products will enable a better color retention and give an excellent hair feel after a color service.

After completion of the development time, emulsify the color with a little warm water and rinse out well. Lightly shampoo with INVIGO Brilliance Shampoo or System Professional Color Save Shampoo C1. To neutralise oxidation residues and stabilise color, use INVIGO Post Color Treatment or System Professional Color Lock Emulsion X4C.

